

# Universal Dowel Sleeves

## Technical Datasheet



Connolly Universal Dowel Sleeves (UDS) are available for round and square dowels to allow for accurate placement and movement of dowels in expansion or contraction joints.

The sleeve encases one half of the dowel to de-bond the dowel from the concrete. All Connolly Universal Dowel Sleeves allow for expansion and contraction at the joint. Square dowel sleeves also allow for lateral movement at the joint.

The Universal Dowel Sleeve is equipped with a patented, integrated support leg, which can be adjusted to suit multiple slab heights. This unique feature assists with accurate dowel alignment.

Utilising the patented twist-fix feature, Universal Dowel Sleeves work in conjunction with our range of Key Joints, Expansion Joints, and Straight Up Contraction Joints.

### Features:

- Twist-fix feature provides alignment of dowels for unhindered slab movement
- Integrated foot provides extra stability to ensure correct alignment
- Tear-off feet allow for height adjustment (UDS 16-24mm)
- Square dowel sleeves allow for lateral movement
- All sleeves include a compression zone for expansion
- Includes nailing plates for fixing to formwork
- Unique end closure prevents slurry entering around square dowels
- Injection moulded to achieve maximum accuracy

# Universal Dowel Sleeves

## Universal Dowel Sleeves for round dowels

Product				
	EXJDS12R	UDS16R	UDS20R	UDS24R
Sleeve and Cap MaterialPolypropylene				
Dowel Size (mm)	12	16	20	24
Sleeve Length (mm)	150	230 / 300	230 / 300	230 / 300
Recommended Dowel Length (mm)	300	450 / 600	450 / 600	450 / 600
End Expansion (mm)	10	10	10	10
Integrated Foot to suit Slab (mm)	100	125 / 150 / 200	125 / 150 / 200	150 / 200 / 250 / 300
Lateral Movement	No	No	No	No
Colour	Green	Pink	Blue	Brown

**Note:** Custom sleeves for size round 33mm and 36mm dowels available on request. Custom length available on request.


## Universal Dowel Sleeves for square dowels

Product		
	UDS16S	UDS20S
Sleeve and Cap MaterialPolypropylene		
Dowel Size (mm)	12	20
Sleeve Length (mm)	230 / 300	230 / 300
Recommended Dowel Length (mm)	450 / 600	450 / 600
End Expansion (mm)	10	10
Integrated Foot to suit Slab (mm)	125 / 150 / 200	125 / 150 / 200
Lateral Movement	+/-3	+/-3
Colour	Green	Yellow




# Universal Dowel Sleeves


## Installation Instructions




1  
Flick a chalk line along the form board at the centre of the slab thickness.




2  
Nail the face fixing caps onto the form board using nails. Insert sleeves onto the fixing caps prior to pouring the concrete. To make the job easier the sleeves can be installed after the reinforcement has been laid and chaired. The face fixing caps can also be screwed to steel formwork using self-drilling screws.




3  
Pour concrete on sleeve side.



4  
When concrete has hardened, the form board can be stripped to expose the open end of the sleeves.



5  
If specified apply expansion material to the slab face.



6  
insert the appropriate dowels into the sleeves as the next pour is being prepared. To eliminate tripping, the dowels can be installed after the groundwork has been completed for the adjacent pour.

**Note:** For use of Universal Dowel Sleeves (UDS) with other Connolly jointing solutions, kindly refer to the respective product's installation instructions.

Copyright © 2024 Leviat Limited. Errors and omissions excepted. We reserve the right to revise this documentation and to make changes in content from time to time without obligation on the part of Leviat Limited to provide notification of such revision or change. Information contained within this document is approximate.